


# RESP-AER-METER SCIENTIFIC



Besides the detection of a potential superspreader, the Resp-Aer-Meter Scientific offers access to a wide range of other measurement data, such as number of particles, size and size distribution, time course, measurement times, and much more. In addition, many parameters, such as the measurement duration or limit values can be set individually.

## OPERATION PRINCIPLE

## WIDE RANGE OF ADDITIONAL INFORMATION AND DATA AND CAN BE USED FOR SCIENTIFIC APPLICATIONS

The Breath Viewer post-processing tool makes it easy to perform a comprehensive statistical analysis of the data from several different measurements. It displays them graphically and allows filtering and sorting as well as subsequent changes to certain evaluation parameters. This also enables adaptations to new variants and diseases.

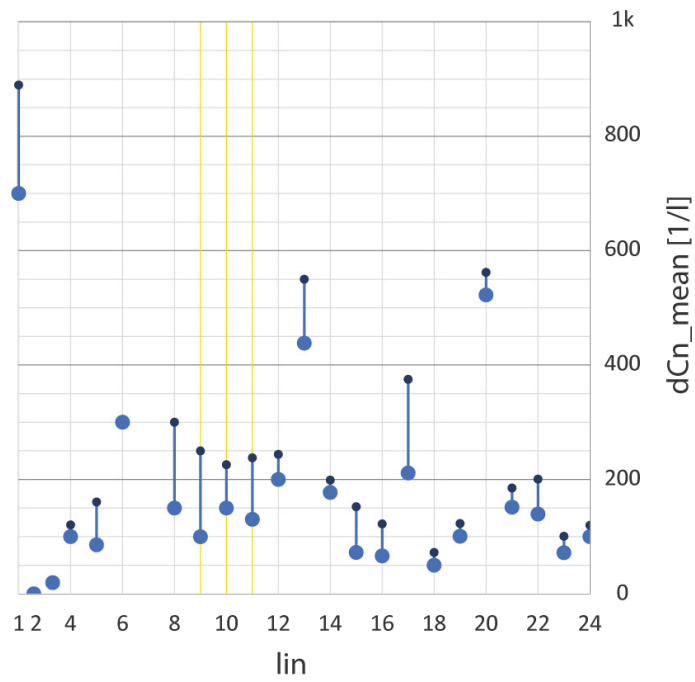


Fig. 1: Comparison of different measurements

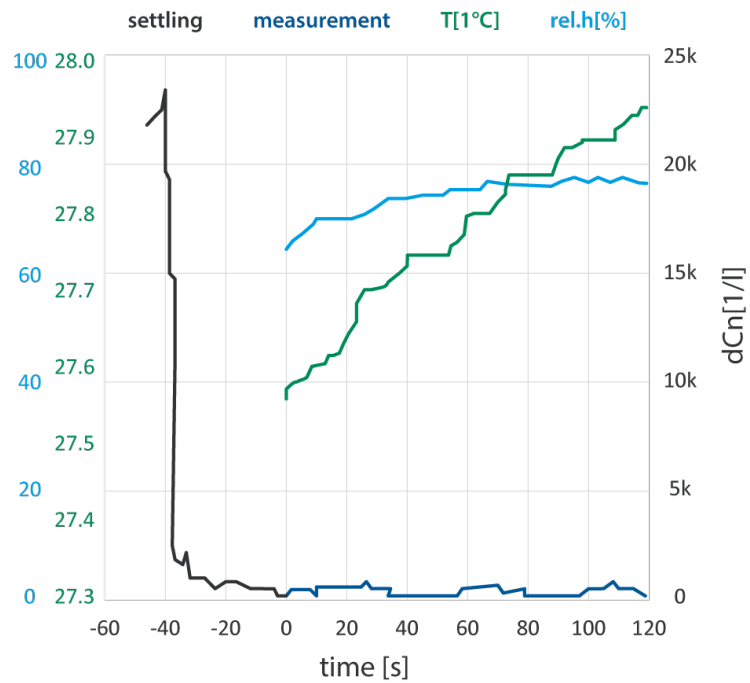


Fig. 2: Time representation of a measured value

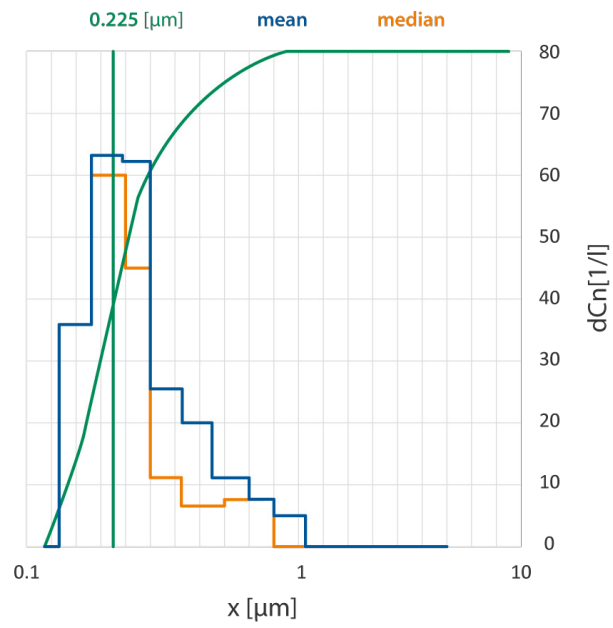


Fig. 3: Size distributions

## BENEFITS

- So-called "superemitters" can be identified in 30s thanks to a high number of particles
- Fast differentiation between infectious and less infectious Covid-19 carriers
- Measurement of the aerosol concentration and aerosol size in exhaled air
- Detection of particles from 145 nm to 10  $\mu\text{m}$
- Highest resolution, especially in the virus size range from approx. 145 nm to 1  $\mu\text{m}$
- Immediate evaluation and documentation of the measurement result

## DATASHEET

Measuring principle	Optical light-scattering
Measurement range (number $C_N$ )	0 – 20,000 particles/cm <sup>3</sup>
Measurement range (size)	0.15 – 10 $\mu\text{m}$
Volume flow	9.5 l/min
User interface	Touchscreen, 800 • 480 pixel, 7" (17.78 cm)
Data acquisition	Digital, 20 MHz processor, 256 raw data channels
Power consumption	Approx. 200 W

## APPLICATIONS

- Medical-scientific research, to answer questions such as
  - Do infectious respiratory diseases differ by exhaled particle size distribution?
  - Is an increased particle concentration in the breath due to a specific particle size range?
  - How do disease variations or personal characteristics (age, BMI, previous diseases...) influence the outcome?



Mehr Informationen:  
[https://www.palas.de/product/Resp-Aer-Meter Scientific](https://www.palas.de/product/Resp-Aer-Meter-Scientific)